



# Manthan

*e-news letter*

3<sup>rd</sup> Edition

1<sup>st</sup> September, 2025



Reading is the Best Way to Perfect a Language.

Reading is one of the best habits a child can develop and it is also the best way to become perfect in a language. When we read stories, comics or even simple articles, we see new words and learn how to use them. Slowly, without even realizing it, we begin to speak and write better.



Reading also helps us understand grammar and sentence structure. Instead of memorizing rules, we notice how writers put words together. This makes it easier for us to form correct sentences when we write or talk.

Another special thing about reading is that it improves our imagination. When we read a story, we picture the characters, places and events in our minds. This not only makes us creative but also helps us remember the language better.

Newspapers and magazines can also help. They show us how language is used in real life to share news and opinions. So, reading is not just fun—it is useful too.

Of course, we should also practice speaking and writing. But reading is like the key that opens all the doors to learning a language. The more we read, the more confident and fluent we become.

**Ms. Chitwan Singh**  
**Headmistress**





## SUNDAY

It was the month's first Sunday,

And Rashi-Rohan said,

"Yippee! It's the Funday!"

They came up the long hill,

And made a large water spill.

They went to the mall,

And saw a dirty wall.

They went to the Versace store,

Thought a lot,

And Rashi bought a grey robe.

They went to the toy store,

Searched all the shelves,

And Rohan bought an RCV car.

They went to the playground,

Searched for their friends,

And all of them played together happily.

**Viaan Sundrani**

**Class V G**



*Anikha Mishra*  
*Class III C*



*Manan Sachdev*  
*KGII E*



*Radhya Singhal*  
*Class V G*





*Avni Shukla  
KGII F*



*Vanshil Agrawal  
Nursery*



*Aarnavi Verma  
Class III B*



*Hinaaya Sancheti  
Class IV C*

## MY GARDEN

- 1) I have a garden at my house.
- 2) It has two see-saws, a slide, and a swing.
- 3) There are many flowers, and we also grow vegetables in our garden.
- 4) I play with my dog in the garden.
- 5) I water the plants every morning.
- 6) Birds come to my garden every morning.
- 7) I love my house garden very much.

**Samarth Panigrahi  
Class I D**



*Tale Reuel Kumar  
Class I C*



*Abir Shukla  
Class I D*



*Advik Agrawal  
Class I B*





*Garvit Jain*  
*Class I E*



*Trishika Agrawal*  
*Class IV C*



*Kartik Jain*  
*Class I D*

## Mike - The Moon Miner

There was a man named Mike who decided to go to the moon. He had an idea—to mine the moon. And so, he became known as the Moon Miner.

While mining, Mike discovered some moon rocks. He brought them back home and showed them to his friends, brothers, and sisters. They all loved the rocks and congratulated him on his incredible discovery.

Mike was overjoyed. He decorated his house with the moon rocks, placing them all around. Whenever anyone visited, they were amazed and delighted to see the glowing moon rocks.

The special thing about these rocks was that they emitted a soft, radiant moonlight—every single time.

That moonlight filled Mike's home with warmth and wonder. It brought him immense joy, and he never felt alone again.

**Praveer Maheshwari**

**Class II E**



## ON A ZERO WASTE RIDE !!

- 1) I take my own bag for shopping.
- 2) I give my old clothes, books and toys to the needy.
- 3) I buy things I need and not things I get attracted to.
- 4) I use all the empty bottles to make beautiful plant pots and my cute little piggy bank.
- 5) I serve myself with a small portion of food to avoid wastage.
- 6) I seal and store all my snacks properly so they stay fresh for long.
- 7) I use my stationery items carefully and keep all my belongings properly.

**Fateh Singh Batra**

**Class I G**




*Harshvi Agrawal*  
*Class I D*



*Dev Mittal*  
*Class I B*



*Ira Bajaj*  
*Class I B*



*Aryaveer Jain*  
*KG IIB*



*Aanya Agrawal*  
*Class III G*



*Shankh Mukim*  
*Class V G*





# Rajkumar College Junior School, Raipur (C.G.)

3<sup>rd</sup> Edition

1<sup>st</sup> September, 2025



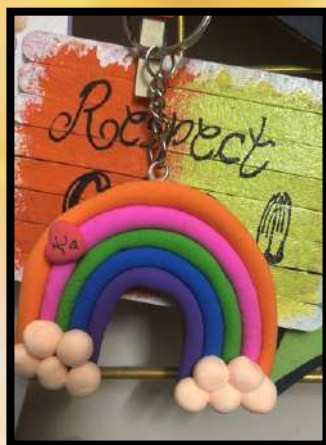
Rishaan Agrawal  
Class I B



Krishna Jain  
Class I B



Ritvi Bardia  
Class I B



Kshama Mukim  
KG II G



Rudransh Agrawal  
KGII E




Aryaveer Jain  
KGII B



Sargun Kaur Bhasin  
KG II D



Luvya Agrawal  
KGII B



Seerat Kaur Bhasin  
KG II D





## LEARNING BY DOING

Learning can sometimes be monotonous and tedious. What better way to make it engaging than to combine it with activities and fun? I have personally experienced the magic of activity - based learning when my teacher used common household things like old bills, bindis etc to explain difficult concepts of complicated subjects like Mathematics and Science . It not only makes us improve our understanding but also makes us look forward to learning newer stuff in future classes. It makes tough concepts stick like glue in our brains. Hence, activity-based teaching methods make learning and school much more exciting!

Arjun Verma

Class V G



## BLUE DAY CELEBRATION







# RKC TIMES

3<sup>rd</sup> Edition

1<sup>st</sup> September, 2025



## COMMUNITY HELPERS DAY







## ACTIVITY: PLACE VALUE

I really enjoyed the abacus activity taken by my Maths teacher. First, I was shocked that we were asked to bring bindis to school, as any kind of makeup in school was not allowed. But I was happily surprised to use bindis as abacus beads and gladly filled pages solving abacus problems. I hope we keep getting more such exciting activities that make learning fun!

**Sasha Agrawal**


**Class II G**

## ACTIVITY: ADDITION

Shape up your math skills! A fun and playful method to practice addition skills. A creative and engaging exercise for us. It is such a wonder to add different digits to get the same answer. I like this activity and it increases my creative thinking.

**Mantra Jain**

**Class III G**



## MATHEMATICS ACTIVITY



## ACTIVITY: ROMAN NUMERALS

- ❖ This activity on Roman numerals is a creative way to learn numbers in the ancient numbering system.
- ❖ Colourful cards and patterns make the task engaging while helping students connect Roman numerals with their values.
- ❖ It encourages memory retention and hands-on participation.
- ❖ By matching numerals like VII, XIV and L with their values, students strengthen both number sense and historical knowledge.


**Oshin Aariana Kujur**

**Class IV G**

Maths activities make learning easier and more interesting. We can apply numeration in our daily lives. In our class, we did a bill or invoice activity. With the net amount payable, we learnt how to write number names, round off, predecessor, successor, expanded form, etc. To make these activities attractive, we used colour pencils or pens, sticky notes, coloured papers, bills, price tags, stickers, etc. We learnt many things, such as sharing, teamwork, communication, confidence, critical thinking, and problem-solving. I felt very happy, excited and it's always fun to do these activities.

**Sachroop Kaur Bhatia**

**Class V G**







## ACTIVITY – PREPOSITIONS

The activity was a lot of fun, and all the students in my class enjoyed it immensely. I especially liked it because it was exciting and amazing. It helped me learn prepositions easily. The cones and cards felt like toys, which made the experience even more interesting.

**Aashika Singhal**

**Class II B**

## ACTIVITY – VERBS

In our class, we had a fun and creative activity based on verbs. We enjoyed it a lot because it involved colours and teamwork. My classmates and I worked together to write verbs on feathers and created a bird. We used words like dancing, singing, jumping, and more.

**Aradhya Agrawal**

**Class III C**



# ENGLISH ACTIVITY

## ACTIVITY – NOUNS

Apart from our regular routine, when we get time for activity-based learning, we feel truly delighted. We had an English activity that helped us think quickly and confidently. These activities make learning both interesting and easy. We also bond better with our friends during such experiences. For example, we explored countable and uncountable nouns using flash cards, and then planted them in a pot. It was a lot of fun!

**Krishiv Agrawal**

**Class IV A**

## ACTIVITY – PRONOUNS

To make grammar learning more exciting and effective, a pronoun activity was conducted in class. This fun-filled exercise helped us understand different types of pronouns. Five boxes were labelled: reflexive, possessive, personal, demonstrative, and interrogative. Each student picked a chit from a box, read the pronoun aloud, and identified its type. It was an engaging way to learn! Such interactive tasks sharpen grammatical concepts and boost retention through hands-on participation.

**Harleen Menghani**

**Class V A**







# Whiz Kidz



**Samriddhi Mishra** of class I E participated in a Cultural Program and performed vocal (classical) on Rag Yaman.

**Arya Jain** of KG II A secured 2nd position in the semi-classical sub-juniors category in the All-India National Competition of Performance Art.



**Anshika Chowdhary** of Class I G won the best performer award in singing.

**Nishk Nande** of Class II E won 3rd prize in sub junior instrumental.



**Prasiddhi** of Class V F won the 1st Prize in Junior Category in Bharatnatyam.



**Aashvi Mittal** of Class II C won the 1st in Kathak Sub Junior category.







Rajkumar College Junior School, Raipur (C.G.)

RKC TIMES

3<sup>rd</sup> Edition

1<sup>st</sup> September, 2025

Independence Day was celebrated in the school with immense pride and patriotism. The Chief Guest, Raja Shri Tribikram Chandra Deb of Baramba, President, General Council, Rajkumar College Society, hoisted the National Flag, filling the atmosphere with reverence and joy. Our Principal, Lt. Col. Avinash Singh, extended warm Independence Day greetings to everyone. The students presented a colourful cultural programme comprising songs, dances, and skits that beautifully reflected the spirit of freedom and unity.



Happy  
Independence  
Day



**Published by:** Ms. Chitwan Singh, Headmistress, Rajkumar College Junior School, Raipur (C.G.)

**Editorial Team:** Ms. Jyoti Mishra, Ms. Subhashini Deo Burman, Ms. Dhara Dutta,  
Ms. Sugandha Pathak.

**Design Team:** Ms. Ratna Majithia, Ms. Sunita Vohra, Ms. Debjani Dasgupta.